

Flush-mount wall box for 6 double elements Simon 500 Cima

Ref.: 51020106-039

BASIC INFORMATION

Series	Simon 500 Cima
Version	6 double elements
Number of modules	12
Available in	1, 2, 3, 4 and 6 double elements
KIT availability	No
Compatibility	Simon 500 Cima and Simon 27 Play/Simon K45 mechanisms using a specific adaptor
Packaging contents	Flush-mount wall box, protective cover for box, metal partition wall and film for covering the pre-punched items on the box
Remarks	The flush-mount box can be used as a template during installation thanks to the guides for marking the perimeter of the box

Technical information

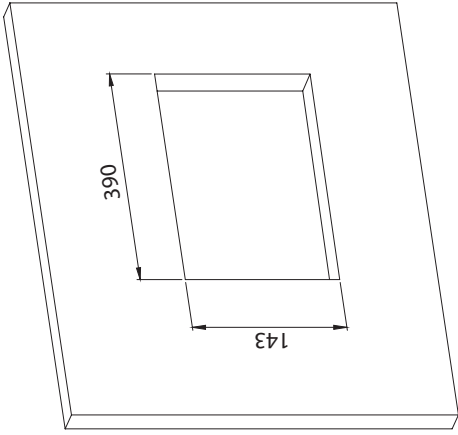
Dimensions	390 x 143 mm
Depth	50 mm
Claw range of operation	Between 4 and 30 mm
Heat resistance	+125 °C (in accordance with standard IEC 60695-10-2)
Extinguishing	+850 °C / 30 seconds (GWFI in accordance with standard IEC 60695-2-11)
Insulation resistance	>5MOhms at 500V
Dielectric strength	No holes or contours, with 2000V at 50 Hz for 1 minute
Number of side entrances	2
No. of pre-punched holes Ø20 mm	10
No. of pre-punched holes Ø25 mm	16
No. of pre-punched holes 30 x 70 mm	2
Number of clamp-holder holes	22
Number of housings for ground connection	2
Electromagnetic immunity for VDM wiring	Secured by installing the metal partition wall in the housing fitted into the box for this purpose.
IP rating	4X
IK Classification	7
RAL	Does not have
Manufacturing material	Halogen-free thermoplastic that guarantees no flame propagation in case of fire and low toxicity in case of smoke emission.
Type of product	Standard
Market available	CE

Regulations

Directive 2014/35/UE LVD + EN 60670-1:2005

Installation and maintenance

Installation type	Suitable for flush mounting on the wall
Type of fastening	Using the claws included in the enclosure, in combination with aggregates, binders, additives, etc.
Installation direction	Vertical, corresponding with the direction of the mechanisms
Removal of components	Only with tool
Recess dimension	388 x 141 mm
Distance between flush mount boxes for optimum alignment	22 mm
Temperature range during installation	-5 to 60 °C
Max. temp. during construction work	+90 °C
Maintenance	Clean with a soft, dry cloth. Do not use abrasive cloths or cleaning products that contain chlorine.

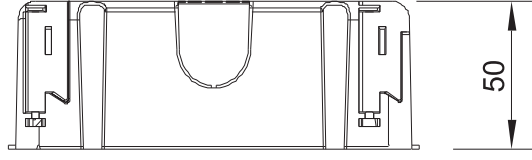
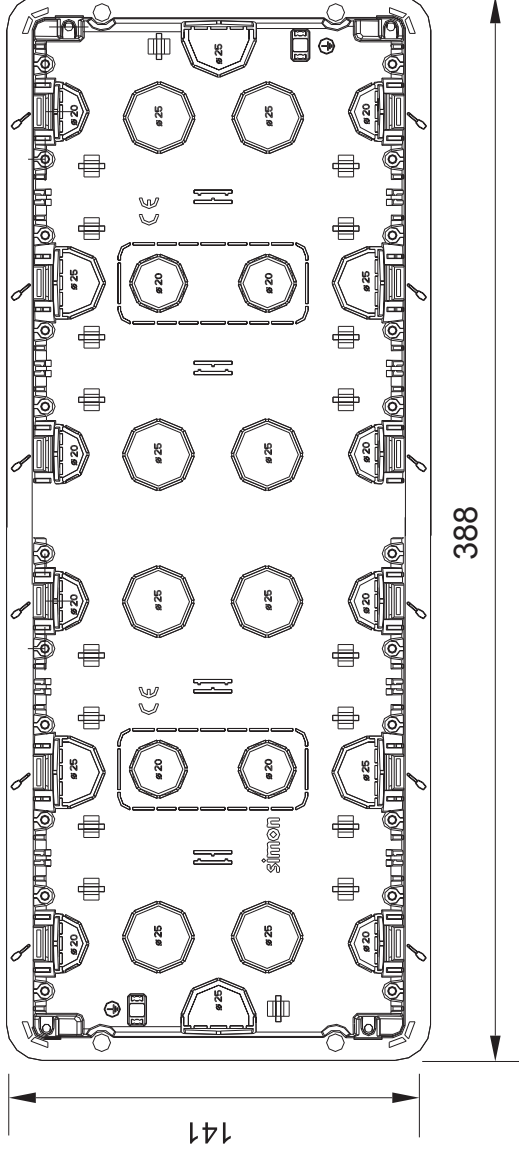
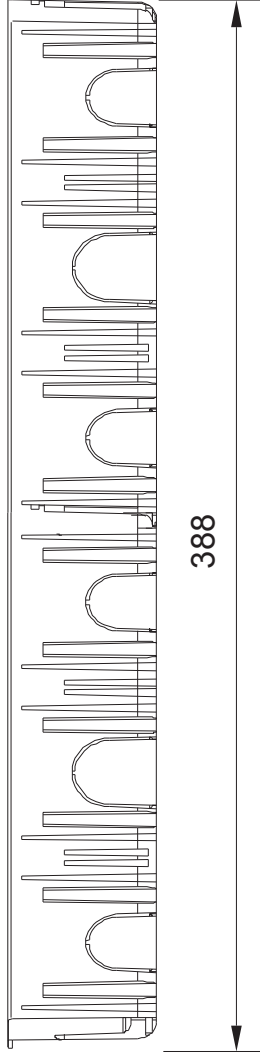


Tabique obra



Tabique hueco

•Grosor pared de 4 a 30mm





www.simonelectric.com



SIMON, S.A.U.

Diputación, 390-392
08013 Barcelona (Spain)
Tel.: +34 93 547 81 81